

VITA DENTIST SOLUTIONS

Catalog for dentists



Date of issue: 03.20

VITA – perfect match.

VITA

VITA DENTIST SOLUTIONS



VITA DENTIST SOLUTIONS is the comprehensive system solution for dentists for (implant) prosthetic restorations. From shade determination and CAD/CAM fabrication to bonding, this system offers customized product solutions for all major treatment/processing steps. Perfectly matched products from a single source enable reliable and efficient practice application.

Shade determination



Shade determination

**CAD/CAM
fabrication**



CAD/CAM Materials

**Characterization/
Glazing***



Stains/Glazing

Firing*



Firing unit

Polishing



Processing tools

Bonding



Bonding solutions

Information/
Recommendations

VITA – perfect match.

*) Note "Optional process steps": The feldspar and hybrid ceramic materials can be seated directly after the CAM process and polishing. When using the VITA ENAMIC hybrid ceramic, firing must not be carried out.



VITA shade determination –
proven solutions for precise
tooth shade determination and
reproduction, according to
internationally recognized standards.



VITA Easyshade® V

Highly precise shade determination. Reliable shade reproduction.



> FACTS & FEATURES

- What?**
- VITA Easyshade V is a digital shade measurement device for determining the shade of natural dentition and ceramic restorations precisely, quickly and reliably.
- Benefits?**
- **reliable, precisely determined tooth shade information**
thanks to intelligent and objective measurement technology
 - **shade determination within seconds to save time and reduce costs**
thanks to measurement results at the touch of a button
 - **reliable material selection and shade reproduction**
thanks to exact and detailed tooth shade information
 - **simple transmission of tooth shade/image information**
to the laboratory using software or the app
- What for?**
- precise tooth shade determination for reliable shade reproduction, shade control of restorations and documenting progress in bleaching

VITA Easyshade® V

> BASIC INFORMATION/SPECIFICATIONS



> Product description

VITA Easyshade V spectrophotometer

- compact spectrophotometer with advanced ergonomic design
- intuitive touch display for simple device control
- modern measurement technology to determine the base shade and shades of individual tooth areas
- results displayed in all VITA shade standards and in accordance with bleached index (according to ADA)
- Bluetooth interface for transmission of tooth shade information to PC, tablet or smartphone

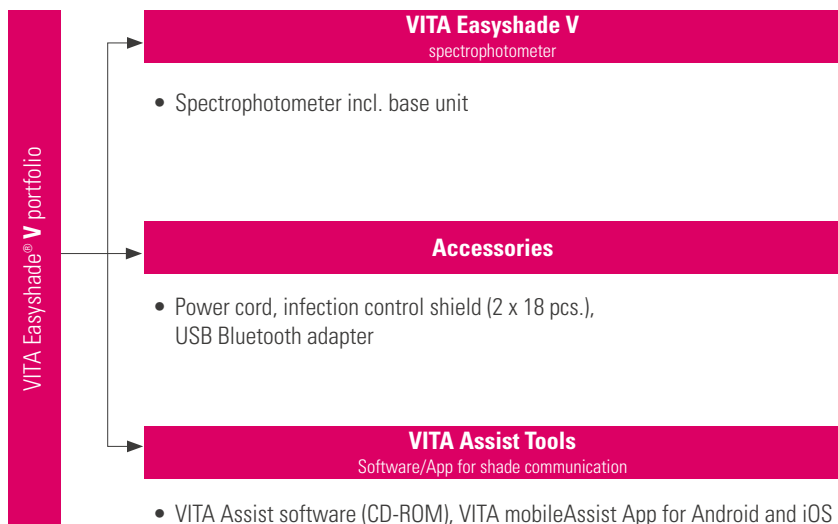


VITA Assist Tools for shade communication

- Software and app solutions for digital communication of tooth shade and image information from the dental practice to the dental laboratory



> PRODUCTS/ASSORTMENTS/COMPONENTS





VITA SHADE GUIDES

Convenient, visual shade determination, according to global shade standards.



> FACTS & FEATURES

- What?**
- the original VITA shade guides are used for convenient, visual tooth shade determination
 - available for the VITA classical A1–D4, VITA SYSTEM 3D-MASTER and VITA Bleachedguide 3D-MASTER tooth shade systems
- Benefits?**
- **convenient, visual tooth shade determination**
using compact shade guides with ceramic VITA shade samples
 - **quick visualization of the tooth shade**
for the patient based on standardized shade samples
 - **efficient control of the shade fidelity of restorations**
through visual shade comparison with the reference shade sample
- What for?**
- VITA classical A1–D4, the traditional basic solution proven for decades, for shade determination in one step
 - VITA Linearguide 3D-MASTER, the advanced, systematic premium solution for dental restorations with perfectly matched shades
 - VITA Bleachedguide 3D-MASTER, for planning and monitoring bleaching treatments

VITA SHADE GUIDES

> BASIC INFORMATION/SPECIFICATIONS

> Product description

VITA classical A1-D4 shade guide (basic solution)

- Basic solution for shade determination in just one step
- 16 shade sample teeth made of ceramic, manufactured in Southern Germany
- Shade samples are arranged according to the hue
- Three VITA Bleached Shades samples are available as complementary products

VITA Linearguide 3D-MASTER shade guide (premium solution)

- Premium solution for systematic shade determination and communication for highly esthetic restorations
- 26 shade sample teeth made of ceramic, manufactured in Southern Germany
- Systematically arranged shade samples according to lightness, chroma and hue
- Includes three VITA Bleached Shades samples

VITA Bleachedguide 3D-MASTER

- Instrument for determining the level of lightness for bleaching treatment in just a single step
- 29 levels of lightness based on VITA SYSTEM 3D-MASTER®
- Realistic depiction of tooth bleaching
- Simple communication with the patient, thanks to a clear and transparent structure





Information/
Recommendations

Bonding solutions

Processing tools

Firing unit

Stains/Glazing

CAD/CAM Materials

Shade determination



VITA CAD/CAM materials – ideally matched and clinically proven tooth-colored materials for all single tooth indications.



VITA ENAMIC®

A new definition of load capacity*.



> FACTS & FEATURES

- What?**
- unique hybrid ceramic with a dual ceramic-polymer network structure
 - available as mono- and polychromatic types in up to three translucency levels (T, HT, ST)
- Benefits?**
- **fabricating durable restorations**
using a high-load capacity hybrid ceramic with absorption of masticatory forces
 - **non-/minimally invasive restorations possible**
since the elastic hybrid ceramic enables reduced wall thicknesses
 - **fabricating accurate, precise and delicate restorations**
using a hybrid material with integrated elasticity
 - **cost-effective reconstruction**
thanks to time-saving CAM fabrication and efficient polishing without any firing process
- What for?**
- ideal solution for minimally invasive, delicate and implant-supported reconstructions

*) In addition to a high degree of elasticity, this innovative hybrid ceramic guarantees outstanding load capacity after adhesive bonding.

VITA ENAMIC®

› BASIC INFORMATION/SPECIFICATIONS



› Product description

VITA ENAMIC (T, HT, ST)

- monochromatic, tooth-colored hybrid ceramic blanks; available in the translucency levels T, HT and ST

VITA ENAMIC multiColor

- polychromatic, tooth-colored hybrid ceramic blanks with integrated shade gradient to reproduce the natural play of colors

VITA ENAMIC IS

- monochromatic, tooth-colored hybrid ceramic blanks with an integrated interface to an adhesive/titanium base

› Recommended indications*

VITA ENAMIC (T, HT, ST)

- reconstructions with reduced wall thicknesses that preserve natural tooth structure
- posterior crowns that offer high load capacity in cases with limited space availability
- precise repair of small defects (e.g., indirect cervical fillings/delicate inlays)
- non-/minimally-invasive reconstruction of occlusal surfaces (table top)
- monolithic veneering structures for digital dual structure bridges

VITA ENAMIC multiColor

- esthetic crown restorations with vivid play of color/light
- delicate (non-prep) veneers for cosmetic reconstructions
- implant-supported crowns on individual titanium abutments
- implant-supported crowns on ceramic implants

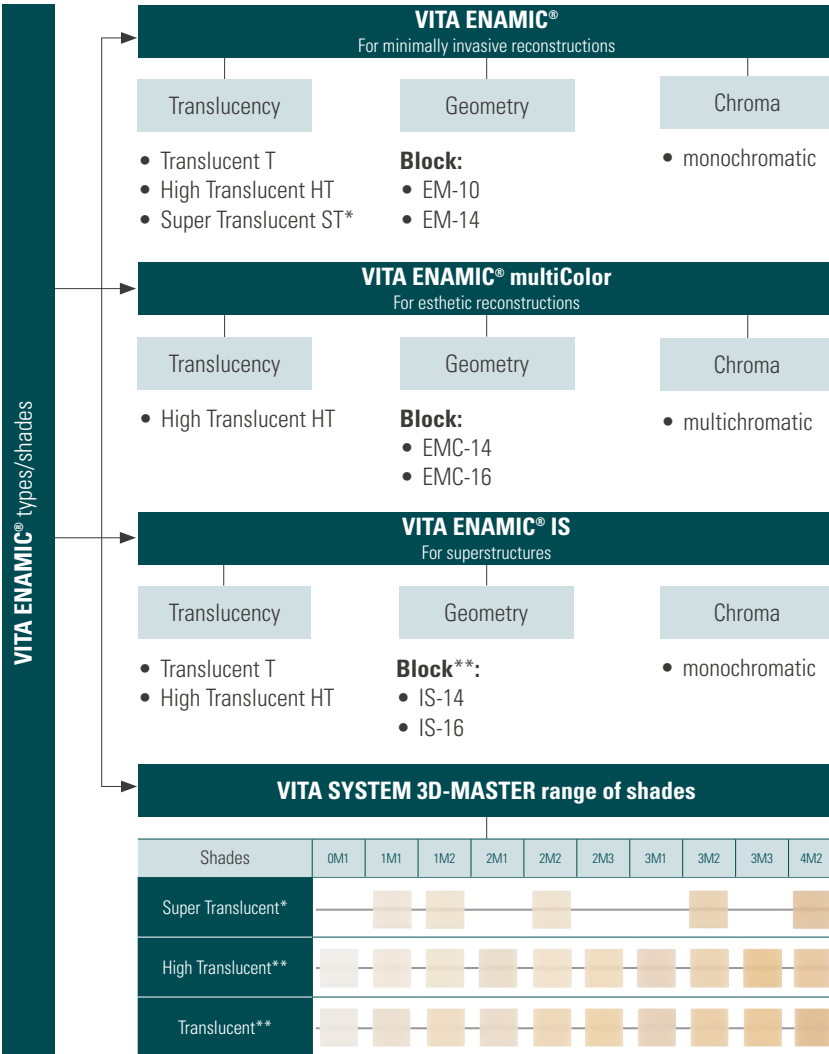
VITA ENAMIC IS

- implant-supported abutment crowns and mesostructures on adhesive/titanium bases (e.g., TiBase; Dentsply, Sirona)



*) These are recommended indications; the entire range of single tooth restorations can normally be fabricated. For details, please refer to the respective working instructions of the products.

> PRODUCTS/ASSORTMENTS/COMPONENTS

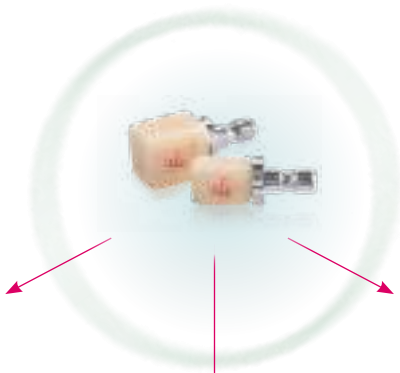


*) Available in the EM-14 type.

**) Limited range of shades for EMC-14, EMC-16, IS-14, IS-16: available in 1M1, 1M2, 2M2, 3M2 and 4M2.

> AVAILABLE SYSTEM COMPONENTS

Characterization
with VITA ENAMIC stains



Bonding with
VITA ADIVA LUTING SOLUTIONS



VITA ENAMIC
polishing instruments



VITABLOCS® Mark II, TriLuxe forte, RealLife

Proven a million times over.



> FACTS & FEATURES

- What?**
- tooth-colored feldspar ceramic for unsurpassed integration of the shade, proven a million times over
 - available as monochromatic (Mark II) and polychromatic (TriLuxe forte/RealLife) types
- Benefits?**
- **fabricating reliable restorations**
thanks to a durable material with very good clinical long-term reliability
 - **highly esthetic restorations**
thanks to a material with superior play of colors and light
 - **cost-effective reconstruction**
thanks to time-saving CAM fabrication and efficient polishing without any firing process
- What for?**
- ideal solution for esthetic reconstructions of minor defects and highly esthetic restorations in the visible region

VITABLOCS® Mark II, TriLuxe forte, Reallife

> BASIC INFORMATION/SPECIFICATIONS



> Product description

VITABLOCS Mark II

- monochromatic, tooth-colored feldspar blanks with shades that match those of residual teeth



VITABLOCS TriLuxe forte

- polychromatic, tooth-colored feldspar blanks with integrated shade gradient to reproduce the natural play of colors



VITABLOCS Reallife

- VITABLOCS Reallife: polychromatic, tooth-colored feldspar blanks with integrated 3D layer structure to reproduce the natural shade gradient



> Recommended indications*

VITABLOCS Mark II

- small, esthetic reconstructions (inlay, onlay, partial crown)

VITABLOCS TriLuxe forte

- highly esthetic reconstructions in the visible region

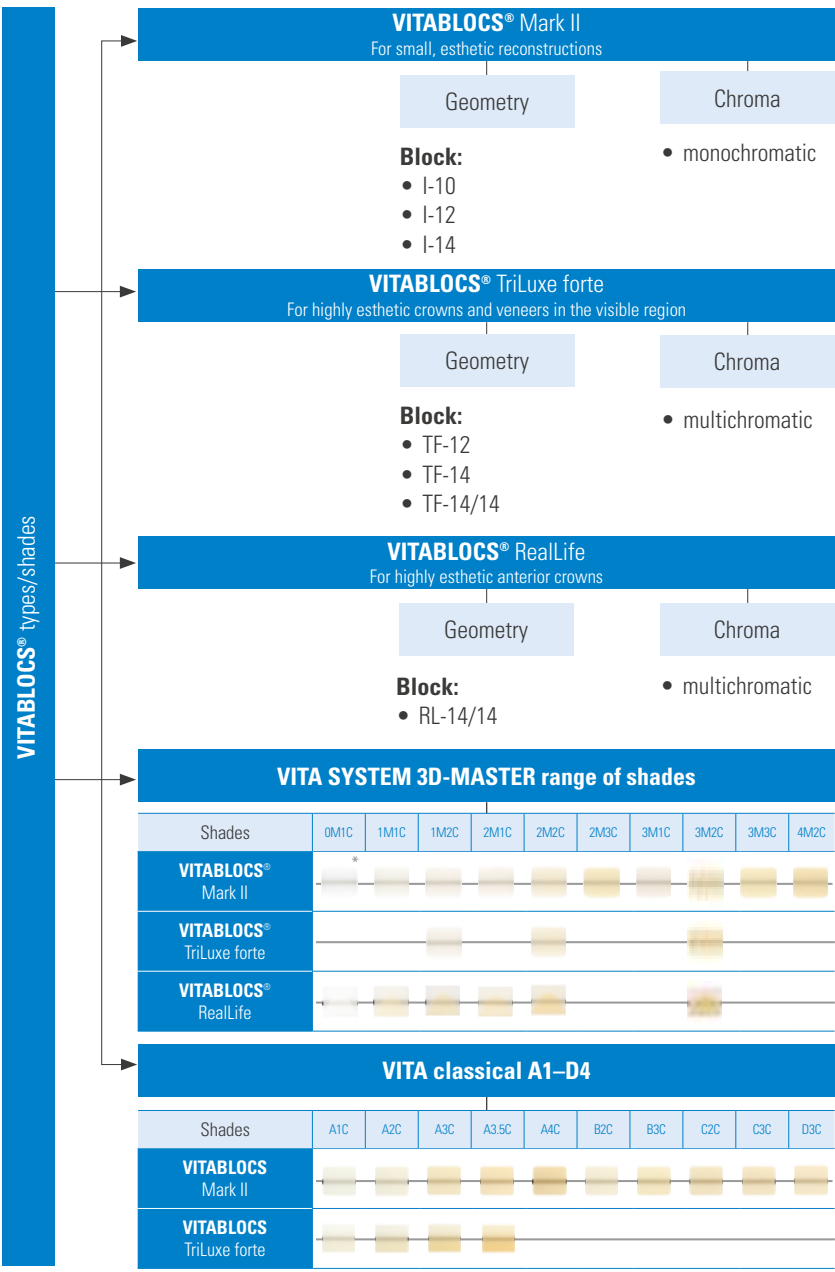
VITABLOCS Reallife

- highly esthetic anterior crowns with natural shade gradient



*) These are recommended indications; the entire range of single tooth restorations can normally be fabricated. For details, please refer to the respective working instructions of the products.

> PRODUCTS/ASSORTMENTS/COMPONENTS



*) Only for I12, I14.

> AVAILABLE SYSTEM COMPONENTS



Characterization with
VITA AKZENT PLUS



Bonding with
VITA ADIVA LUTING SOLUTIONS



VITA SUPRINITY® PC

Glass ceramic. Revolutionized.



> FACTS & FEATURES

What?

- zirconia-reinforced, high-strength glass ceramic generation
- available as monochromatic blanks in two translucency levels (T, HT)

Benefits?

- **high reliability**
thanks to a zirconia-reinforced glass ceramic matrix
- **precision-fit results**
thanks to material blanks with high edge stability
- **simple processing**
thanks to good polishing characteristics and high firing stability
- **brilliant play of shades/light**
thanks to integrated translucency, opalescence and fluorescence

What for?

- ideal solution for anterior and posterior crowns, superstructures on implants, as well as inlays, onlays and veneers

VITA SUPRINITY® PC

› BASIC INFORMATION/SPECIFICATIONS



› Product description

VITA SUPRINITY PC (T, HT)

- monochromatic, zirconia reinforced glass ceramic blanks available in the translucency levels T and HT
- precrystallized blanks; VITA SUPRINITY PC restorations reach their tremendous level of strength after crystallization firing

› Recommended indications*

VITA SUPRINITY PC

Various (esthetic) options, thanks to a wide indication range:

- Posterior crown
- Anterior crown
- Implant-supported crown
- Veneer



*) These are recommended indications; the entire range of single tooth restorations can normally be fabricated. For details, please refer to the respective working instructions of the products.

> PRODUCTS/ASSORTMENTS/COMPONENTS

VITA SUPRINITY® PC types/shades

VITA SUPRINITY® PC For a wide indication range

- | | | |
|--|--|---|
| <p>Translucency</p> <ul style="list-style-type: none"> • Translucent T • High Translucent HT | <p>Geometry</p> <p>Block:</p> <ul style="list-style-type: none"> • PC-14 | <p>Chroma</p> <ul style="list-style-type: none"> • monochromatic |
|--|--|---|

VITA SYSTEM 3D-MASTER range of shades

Shades	0M1	1M1	1M2	2M2	3M2	4M2
High Translucent	✓	✓	✓	✓	✓	✓
Translucent	✓	✓	✓	✓	✓	✓

VITA classical A1–D4

Shades	A1	A2	A3	A3.5	B2	C2	D2
High Translucent	✓	✓	✓	✓	✓	✓	✓
Translucent	✓	✓	✓	✓	✓	✓	✓

Shade determination

CAD/CAM Materials

Stains/Glazing

Firing unit

Processing tools

Bonding solutions

Information/Recommendations

> AVAILABLE SYSTEM COMPONENTS



Characterization with
VITA AKZENT PLUS



VITA SUPRINITY
polishing instruments



Bonding with
VITA ADIVA LUTING SOLUTIONS



VITA CAD-Temp®

Ideal solutions for long-term temporary restorations.



> FACTS & FEATURES

- What?**
- proven composite made of highly cross-linked acrylate polymer with microfiller for the fabrication of long-term temporary restorations
- Benefits?**
- **good long-term stability**
thanks to good surface stability and fracture strength (period of wearing: up to three years)
 - **natural shade effect**
thanks to a material with good light optical properties
 - **cost-effective fabrication of temporaries**
thanks to time-saving CAD/CAM fabrication
- What for?**
- ideal solution for long-term temporary restorations (VITA CAD-Temp) and temporary implant-supported restorations (VITA CAD-Temp IS)

VITA CAD-Temp[®]

› BASIC INFORMATION/SPECIFICATIONS



› Product description*

VITA CAD-Temp monoColor

- monochromatic, tooth-colored composite blanks

VITA CAD-Temp multiColor

- polychromatic, tooth-colored composite blanks with integrated shade gradient

VITA CAD-Temp IS

- monochromatic, tooth-colored composite blanks with integrated interface to an adhesive/titanium base

› Recommended indications**

VITA CAD-Temp monoColor

- Temporaries in the posterior area; crowns and bridges (no more than two pontics)

VITA CAD-Temp multiColor

- Temporaries in the anterior area; crowns and bridges (no more than two pontics)

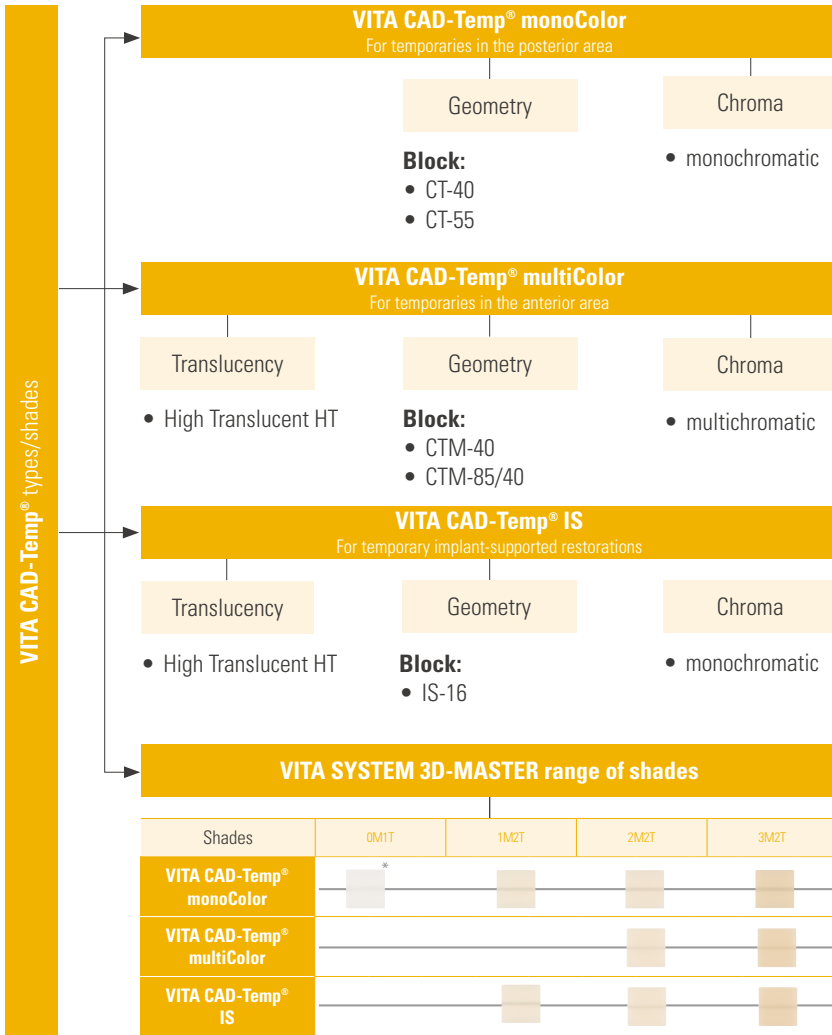
VITA CAD-Temp IS

- temporary restorations/soft tissue management

*) VITA ADIVA TE-CEM is recommended for temporary bonding of VITA CAD-Temp.

**) These are recommended indications; the entire range of single tooth restorations can normally be fabricated. For details, please refer to the respective working instructions of the products.

> PRODUCTS/ASSORTMENTS/COMPONENTS



*) Only for CT-40.



VITA stains –
for natural reproduction of all shade
nuances of natural teeth for restorations
made of VITA materials.



VITA AKZENT® PLUS STAINS

Efficient and reliable reproduction of natural appearance.



> FACTS & FEATURES

- What?**
- Stains for characterization and glaze materials for glazing all dental ceramic restorations (feldspar, glass and zirconia ceramics)
- Benefits?**
- **brilliant, homogeneous restoration surfaces**
thanks to glaze materials made of particularly fine microstructure ceramic
 - **extremely simple shade modification**
thanks to chroma shades for systematic control of chromaticity
 - **efficient, highly accurate reproduction of effects**
thanks to versatile, multi-faceted effect shades
 - **reliable, natural shade reproduction**
already with stain application, as well as after the stains firing
- What for?**
- for characterizing/glazing all dental ceramic restorations

VITA AKZENT® PLUS STAINS

> BASIC INFORMATION/SPECIFICATIONS

> Product description*

VITA AKZENT PLUS EFFECT STAINS (paste)

- masking stains for natural reproduction of surface effects (e.g., calcification)
- stains provide excellent masking properties

VITA AKZENT PLUS BODY STAINS (paste/spray)

- translucent, finishing stains to modify the shade effect of the restoration

VITA AKZENT PLUS CHROMA STAINS (paste)

- finishing stains for systematic control of the chromaticity of the restoration

VITA AKZENT PLUS GLAZE LT (paste/spray)

- for homogeneous surfaces with a natural degree of gloss
- available as GLAZE LT, FLUOGLAZE LT (with integrated fluorescence)**

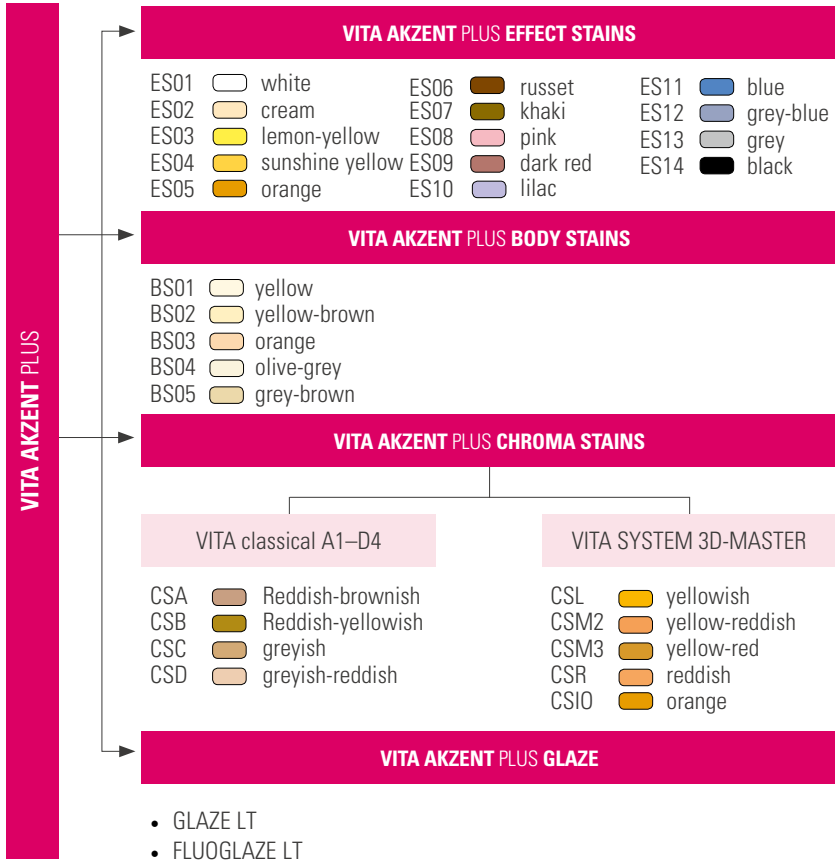


*) Recommended delivery forms for use in the practice are paste and/or spray. VITA AKZENT PLUS is also available as a powder. For more information visit www.vita-zahnfabrik.com

**) VITA AKZENT PLUS FLUOGLAZE LT is only available as a spray.

> PRODUCTS/ASSORTMENTS/COMPONENTS

> Available shades



> Available assortments

VITA AKZENT PLUS SPRAY KIT

- BODY SPRAY (5 stains), GLAZE SPRAY, GLAZE LT SPRAY, accessories

VITA AKZENT PLUS PASTE KIT

- EFFECT STAINS (14 stains), BODY STAINS (5 stains), GLAZE SPRAY, GLAZE LT SPRAY, FINISHING AGENT, FLUID, accessories

VITA AKZENT PLUS CHROMA STAINS KITS

- CHROMA STAINS, FLUID (available in VITA classical A1–D4, VITA SYSTEM 3D-MASTER)



VITA ENAMIC® STAINS

Reproducing natural shade nuances quickly and simply.



> FACTS & FEATURES

- What?**
- light-curing stains for the characterization of hybrid ceramic restorations
 - includes six effect stains, glaze material for surface sealing and accessories
- Benefits?**
- **fast processing**
in four steps: conditioning, application of stains, glazing and polymerizing - done!
 - **efficient and natural reproduction**
of individual shade nuances, thanks to six tried and tested effect stains
 - **simple handling,**
since the intensity and stain application can be controlled with the liquids
- What for?**
- for efficient characterization of VITA ENAMIC hybrid ceramic

VITA ENAMIC® STAINS

› BASIC INFORMATION/SPECIFICATIONS



› Product description

VITA ENAMIC STAINS

- Contents of the assortment: light-curing stains (six effect stains) and accessories for the reproduction of natural shade nuances
- Processing steps: condition the surface of the restoration, mix and apply the stains, perform intermediate polymerization, apply glaze material and complete final polymerization*



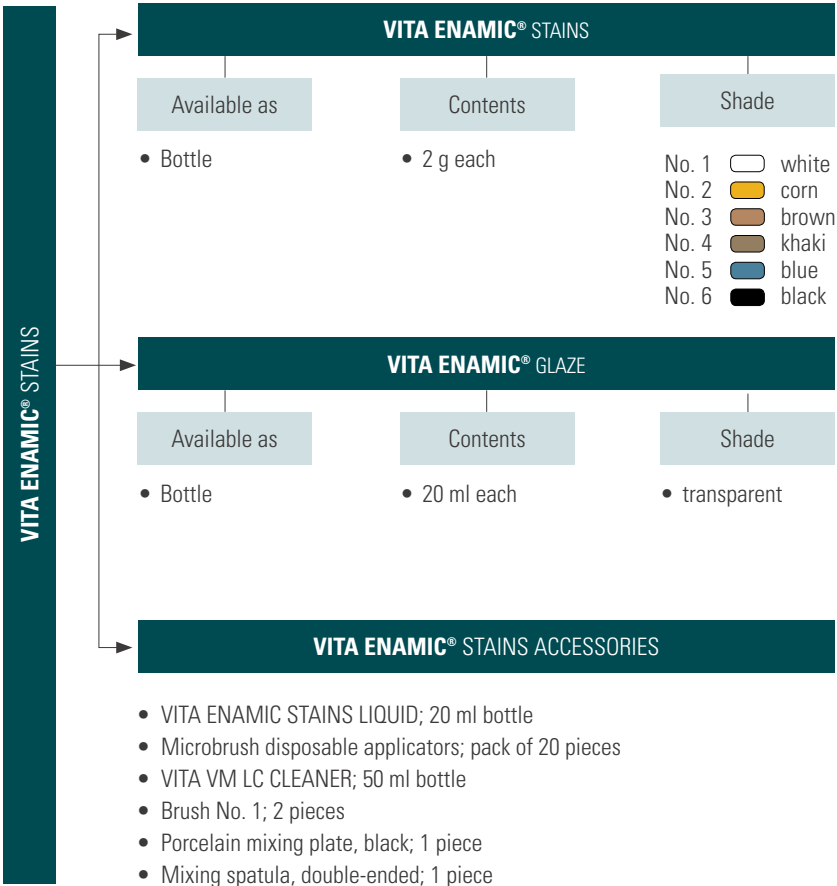
VITA ENAMIC GLAZE

- is used for surface sealing of hybrid ceramic restorations after shade characterization
- Sealing increases the durability and brilliance of the stains applied in the oral environment



*) The following dental polymerization units are recommended for intermediate and final polymerization: Bluephase C8 (Ivoclar Vivadent), Astralis 10 (Ivoclar Vivadent), Valo (Ultradent).

> PRODUCTS/ASSORTMENTS/COMPONENTS



> Available assortments

VITA ENAMIC® STAINS KIT

- VITA ENAMIC STAINS 1-6 (6 stains), VITA ENAMIC GLAZE, accessories



VITA firing unit –
for reliable firing of all common
chairside materials,
while providing simple
and intuitive operation.



VITA SMART.FIRE

Efficient firing unit for chairside restorations.



> FACTS & FEATURES

- What?**
- VITA SMART.FIRE is a compact firing unit developed for dentists specifically for the crystallization, glaze, stain and corrective firing
- Benefits?**
- **Fast use**
thanks to material selection and program start in a single step
 - **Intuitive operation**
thanks to organized menu navigation with self-explanatory program symbols
 - **Convenient use**
thanks to particularly compact device design
 - **Reliable function**
through long-lasting firing technology
- What for?**
- for crystallization, glaze, stain and correction firings of all common chairside materials

VITA SMART.FIRE



> BASIC INFORMATION/SPECIFICATIONS

> Product description

VITA SMART.FIRE furnace

- space-saving chairside firing unit for convenient use
- durable housing with sealed surfaces for easy cleaning
- integrated service drawer for readily available accessories, such as firing trays, firing pliers, etc.



VITA SMART.FIRE control unit

- pre-installed programs for all common chairside materials
- high-resolution 10-inch touch display for perfect operation and top image quality
- clearly arranged menu with self-explanatory symbols for quick program selection
- software-based assistance function for supported step-by-step firing



VITA SMART.FIRE Accessories

- accessory set integrated in the firing unit for convenient firing
- includes firing trays, fibrous pad firing supports, platinum pins, firing pliers and cooling table



**TOUCH
&
FIRE**

> PRODUCTS/ASSORTMENTS/COMPONENTS

VITA SMART.FIRE portfolio

VITA SMART.FIRE

Chairside firing unit

Dimensions

Housing

- ø 230 mm
- D: 300 mm
- H: 340 mm

Firing chamber

- ø 80 mm
- H: 43 mm

Technical data

Electrical connection:

- 230 V AC, 50 Hz or 100/110 V AC, 50/60 Hz

Power consumption:

- 950 W (230 V), max. 1100 W (100 V, 110 V)

Firing chamber temperature:

- 1050°C

Scope of supply

- 1 x Firing unit
- 1 x Accessory set
- 1 x Control unit
- 1x Manual

VITA SMART.FIRE

Control unit

Dimensions

- W: 260 mm
- D: 150 mm
- H: 200 mm

Technical data

- TFT touchscreen
- 10 inches, 1280 x 800
- USB/SD interfaces
- Integrated WLAN function

Scope of supply

- 1 x Control unit
- 1x Connection cable
- 1x Manual

VITA SMART.FIRE

Accessories

Scope of supply

- 2x Platinum pins
- 1x Fibrous pad firing tray
- 1x Firing tray
- 1x Firing pliers
- 1x Cooling table



VITA processing tools –
for high-gloss, homogeneous
restoration surfaces, thanks to
polishing instruments ideally
matched with
the specific materials.



VITA POLISHING TOOLS

Efficient two-stage polishing systems for an excellent degree of gloss.



> FACTS & FEATURES

- What?**
- Polishing systems for reliable, efficient and material-specific surface treatment of restorations made of glass and hybrid ceramics (VITA SUPRINITY and VITA ENAMIC)
 - available for intra- (clinical) and extraoral (technical) use
- Benefits?**
- **high-gloss, homogeneous surfaces**
thanks to a wide range of instruments with exact concentricity and matched grain size
 - **time-saving and simple handling**
through efficient materials without the use of polishing paste
 - **safe clinical use**
thanks to autoclavable clinical polishing instruments
 - **gentle and careful processing**
thanks to abrasive particles and grain sizes matched to the specific materials
- What for?**
- two-stage VITA ENAMIC- or VITA SUPRINITY polishing systems for efficient pre- and high-gloss polishing of glass and hybrid ceramics

VITA POLISHING TOOLS

> BASIC INFORMATION/SPECIFICATIONS

> Product description

VITA ENAMIC POLISHING SET Clinical

- two-stage polishing system, includes a total of six instruments for the contra-angle
- includes three instruments each for pre- and high-gloss polishing

VITA ENAMIC POLISHING SET Technical

- two-stage polishing system, includes a total of eight instruments for the handpiece
- includes four instruments each for pre- and high-gloss polishing

VITA SUPRINITY POLISHING SET Clinical

- two-stage polishing system, includes a total of six instruments for the contra-angle
- Includes three instruments each for pre- and high-gloss polishing

VITA SUPRINITY POLISHING SET Technical

- two-stage polishing system, includes a total of eight instruments for the handpiece
- includes four instruments each for pre- and high-gloss polishing



> PRODUCTS/ASSORTMENTS/COMPONENTS

VITA POLISHING TOOLS

VITA ENAMIC POLISHING SET Clinical

Prepolishing
SiC instruments (silicon carbide)



- Brush
- Lens
- Cup

High-gloss polishing
diamond-coated instruments



- Brush
- Lens
- Cup

VITA ENAMIC POLISHING SET Technical

Prepolishing
SiC instruments (silicon carbide)



- Tip
- Brush
- Wheel

High-gloss polishing
diamond-coated instruments



- Tip
- Brush
- Wheel

VITA SUPRINITY POLISHING SET Clinical

Prepolishing
SiC instruments (silicon carbide)



- Tip
- Lens
- Cup

High-gloss polishing
diamond-coated instruments



- Tip
- Lens
- Cup

VITA SUPRINITY POLISHING SET Technical

Prepolishing
SiC instruments (silicon carbide)



- Tip
- Long pin
- Wheel
- Lens

High-gloss polishing
diamond-coated instruments



- Tip
- Long pin
- Wheel
- Lens



VITA bonding solutions –
for reliable bonding of
all VITA materials, thanks to
components ideally matched to
the specific materials.

VITA ADIVA® LUTING SOLUTIONS

For material-specific and process-reliable luting.



> FACTS & FEATURES

- What?**
- VITA ADIVA LUTING SOLUTIONS are fully-adhesive, self-adhesive and temporary luting solutions perfectly matched with VITA materials*
- Benefits?**
- **reliable bonding of various materials**
through bonding agents matched with the specific materials
 - **reliable application in practice**
thanks to a set with systematically arranged and color-coded components
 - **efficient in daily use**
thanks to the handy, two-piece set in the standard tray with all necessary components
- What for?**
- for bonding of all indirect restorations made of feldspar, glass and hybrid ceramics, zirconia, composite and metal

*) VITA ADIVA is also suitable for restorative materials of other manufacturers.

VITA ADIVA® LUTING SOLUTIONS



› BASIC INFORMATION/SPECIFICATIONS

› Product description

VITA ADIVA FULL-ADHESIVE

- fully-adhesive bonding system with perfectly matched components for conditioning tooth substance and restorative material



VITA ADIVA SELF-ADHESIVE

- self-adhesive bonding system with perfectly matched components for conditioning the restorative material



VITA ADIVA IMPLANT ABUTMENT

- VITA ADIVA IA-CEM is a highly opaque luting composite for bonding crowns on titanium bases, individual titanium abutments and severely discolored preparations.



VITA ADIVA TEMPORARY

- dual-curing composite cement for temporary bonding; VITA ADIVA TE-CEM is available in the Translucent shade.



VITA ADIVA COMPONENTS

- Microbrush, mixing trays, T-mixer for VITA ADIVA F-CEM, S-CEM, IA-CEM, TE-CEM



Note: VITA ADIVA CERA-ETCH is available as 3 ml syringe and 6 ml bottle
VITA ADIVA is currently not available in the U.S.

> PRODUCTS/ASSORTMENTS/COMPONENTS

VITA ADIVA® LUTING SOLUTIONS portfolio

VITA ADIVA® FULL-ADHESIVE

Full-adhesive bonding solutions

Conditioning the tooth



**VITA ADIVA®
TOOTH-ETCH**

37 % phosphoric acid



**VITA ADIVA®
T-BOND I + II**

Dual-curing adhesive

Conditioning
Restoration



**VITA ADIVA®
CERA-ETCH**

5 % hydrofluoric acid



**VITA ADIVA®
PRIMER (C/ZR/M)**

primer/bonding agent

Bonding



**VITA ADIVA®
F-CEM**

Full-adhesive
luting composite



**VITA ADIVA®
OXY-PREVENT**

Oxygen protection gel/try-in paste

VITA ADIVA® SELF-ADHESIVE

Self-adhesive bonding solutions

Conditioning
Restoration



**VITA ADIVA®
CERA-ETCH**

5 % hydrofluoric acid



**VITA ADIVA®
PRIMER (C/ZR/M)**

primer/bonding agent

Bonding



**VITA ADIVA®
S-CEM**

Self-adhesive
luting composite



**VITA ADIVA®
OXY-PREVENT**

Oxygen protection gel

VITA ADIVA® IMPLANT & TEMPORARY

Bonding



**VITA ADIVA®
IA-CEM**

Luting composite
for implant prosthetics



**VITA ADIVA®
TE-CEM**

Temporary
luting composite

Shades

A2 Universal

A3

Translucent

White opaque

Ultra opaque

VITA ADIVA® F-CEM



VITA ADIVA® S-CEM



VITA ADIVA® IA-CEM



Shade determination

CAD/CAM Materials

Stains/Glazing

Firing unit

Processing tools

Bonding solutions

Information/
Recommendations

Bonding recommendations for VITA CAD/CAM materials

VITA CAD/CAM material	Material class	Type of bonding		
		adhesive	self-adhesive	conventional
VITABLOCS	Silicate ceramic	●	● ¹	✗
VITA ENAMIC	Hybrid ceramic	●	● ¹	✗
VITA SUPRINITY PC	Zirconia-reinforced lithium silicate ceramic	●	●	○ ²
VITA YZ SOLUTIONS ³⁾	Zirconia	●	●	●

● recommended ○ possible ✗ not possible

■ Silicate ceramic

Glass ionomers: not possible

Adhesive materials: VITA ADIVA F-CEM (VITA Zahnfabrik), Variolink Esthetic (Ivoclar Vivadent), Multilink Automix (Ivoclar Vivadent), Vitique (DMG), NX3 (KerrHawe), Calibra Ceram (Dentsply Sirona), RelyX Ultimate (3M ESPE), Bifix QM (VOCO), PANA VIA V5 (Kuraray Noritake), DuoCem (Coltène/Whaledent)

Self-adhesive materials: VITA ADIVA S-CEM (VITA Zahnfabrik), RelyX Unicem 2 (3M ESPE)

■ Hybrid ceramic

Glass ionomers: not possible

Adhesive materials: VITA ADIVA F-CEM (VITA Zahnfabrik), Variolink Esthetic (Ivoclar Vivadent), Vitique (DMG), NX3 (KerrHawe), Calibra (Dentsply Sirona), RelyX Ultimate (3M ESPE), Bifix QM (VOCO), PANA VIA V5 (Kuraray), DuoCem (Coltène/Whaledent)

Self-adhesive materials: VITA ADIVA S-CEM (VITA Zahnfabrik), RelyX Unicem 2 (3M ESPE)

■ Zirconia-reinforced lithium silicate ceramic

Glass ionomers: Ketac Cem (3M ESPE); Vivaglass CEM (Ivoclar Vivadent), FujiCem (GC Dental)

Adhesive materials: VITA ADIVA F-CEM (VITA Zahnfabrik), Variolink Esthetic (Ivoclar Vivadent), Vitique (DMG), NX3 (KerrHawe), Calibra Ceram (Dentsply Sirona), RelyX Ultimate (3M ESPE), Bifix QM (VOCO), PANA VIA V5 (Kuraray), DuoCem (Coltène/Whaledent)

Self-adhesive materials: VITA ADIVA S-CEM (VITA Zahnfabrik), RelyX Unicem 2 (3M ESPE)

■ Zirconia³⁾

Glass ionomers: Ketac Cem (3M ESPE), Vivaglass CEM (Ivoclar Vivadent), GC Fuji I (GC Dental)

Adhesive materials: VITA ADIVA F-CEM (VITA Zahnfabrik), Multilink Automix (Ivoclar Vivadent), PANA VIA V5 (Kuraray)

Self-adhesive materials: VITA ADIVA S-CEM (VITA Zahnfabrik), RelyX Unicem 2 (3M ESPE)

Please note:

- In the case of silicate ceramics and hybrid ceramics, self-adhesive bonding composites may only be used for crowns.
- Conventional bonding materials (e.g., Ketac Cem, 3M ESPE; Vivaglass CEM, Ivoclar Vivadent; GC Fuji I, GC Dental) may be used exclusively for crowns on natural teeth. The preparation requires retentive surfaces for conventional cementation, and according to the preparation guidelines, the anatomical shape must be reduced while adhering to the specified minimum layer thicknesses.
With conventional bonding, the bond is almost exclusively achieved by static friction between the bonding material and the restoration, and between the bonding material and the preparation. To achieve the required static friction, a retentive preparation with a preparation angle of approx. 4 – 6°, and the application of VITA ADIVA CERA-ETCH to the respective ceramic surfaces (for 20 seconds) is required.
- Oxide ceramics cannot be etched using hydrofluoric acid gel and must be sandblasted with Al₂O₃ (50 µm) at a maximum pressure of 2 bar, prior to bonding to increase the retention. The phosphate monomer contained in the composites or primers will create a chemical bond between the sandblasted oxide ceramic surface and the composite. Adhesive bonding is recommended for short stumps (≤ 4 mm).

VITA CAD/CAM MATERIALS – Overview of indications

	Feldspar ceramic	Glass ceramic	Hybrid ceramic	Polymer/Composite		Zirconia ceramic			
	VITABLOCS	VITA SUPRINITY PC	VITA ENAMIC	VITA CAD-Temp	VITA CAD-Waxx	VITA YZ T	VITA YZ HT	VITA YZ ST**	VITA YZ XT
	×	×	—	●	●	×	×	×	×
	—	○ ¹	● ¹	●	—	○	○	○	×
	×	×	—	—	—	●	●	×	×
	○ ²	○	○	—	—	—	—	—	—
	●	●	●	—	▲	—	○	●	●
	●	●	●	—	▲	—	○	●	●
	●	●	●	●	▲	—	○	●	●
	×	×	×	●	▲	—	○	●	●
	×	×	×	●	▲	—	○	●	×
	○	●	●	●	▲	○	●	●	●
	×	×	×	●	▲	○	●	●	●
	○ ³	○ ⁴	×	●	▲	○	●	●	×
	×	○	×	×	▲	●	●	○	○
	×	×	×	×	▲	●	●	○	○
	×	×	×	×	▲	●	●	○	×
	×	○	—	×	▲	●	●	○	○
	×	×	×	×	▲	●	●	○	○
	×	×	×	—	▲	●	●	○	×

● recommended* ○ possible × not possible — not recommended ▲ only a substitute for modelling wax

*) Note: These are recommended indications; normally, a more comprehensive range of restorations can be fabricated. For details, please refer to the respective working instructions of the products.

**) VITA YZ ST reconstructions are limited in Canada to a max. of six units with a max. of two connected intermediate pontics.

1) The abutments must be designed in a way to meet the requirements for ceramic-specific preparation and to observe the minimum wall thickness of crowns. Please also observe the manufacturers' working instructions.

2) Molars only.

3) No more than two adjacent pontics.

4) Exclusively for veneer structures made from VITABLOCS Mark II/TriLuxe forte for the VITA Rapid Layer Technology.

Shade determination

CAD/CAM Materials

Stains/Glazing

Firing unit

Processing tools

Bonding solutions

Information/
Recommendations

We are here to help

› More information about the products and processing is also available at
www.vita-zahnfabrik.com

Sales Support Hotline

Tel. +49 - 7761 / 56 28 84

Fax +49 - 7761 / 56 22 99

8 a.m. to 5 p.m.

Mr. Udo Wolfner and his team (Internal Sales Department) will be glad to assist you with orders or questions about the delivery, product data and marketing material.

Email contact

You can email your questions and requests to info@vita-zahnfabrik.com!

Technical Hotline

Tel: +49 - 7761 /56 22 22

Fax +49 - 7761 / 56 24 46

8 a.m. to 5 p.m.

If you have technical questions concerning VITA product solutions, you can contact our technical specialists Mr. Ralf Mehlin or Mr. Daniel Schneider.

› Additional international contact information can be found at
www.vita-zahnfabrik.com/contacts



- < VITA Easyshade® V
 - < **VITA shade guides**
-

- < **VITABLOCS®**
 - < **VITA ENAMIC®**
 - < **VITA SUPRINITY® PC**
 - < **VITA CAD-Temp®**
-

- < **VITA AKZENT® PLUS**
 - < **VITA ENAMIC® STAINS**
-

- < **VITA SMART.FIRE®**
-

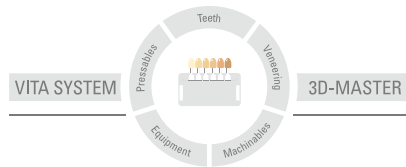
- < **VITA POLISHING TOOLS**
-

- < **VITA ADIVA® LUTING SOLUTIONS**
-

- < **Bonding recommendations**
- < **Overview of indications**



More information about VITA Zahnfabrik is available at:
www.vita-zahnfabrik.com



Please note: Our products must be used in accordance with the instructions for use. We accept no liability for any damage resulting from incorrect handling or usage. The user is furthermore obliged to check the product before use with regard to its suitability for the intended area of applications. We cannot accept any liability if the product is used in conjunction with materials and equipment from other manufacturers that are not compatible or not authorized for use with our product and this results in damage. The VITA Modulbox is not necessarily a component of the product. Date of issue of this information: 03.20

After the publication of this information for use any previous versions become obsolete. The current version can be found at www.vita-zahnfabrik.com

VITA Zahnfabrik has been certified and the following products bear the CE mark: **CE 0124**

VITABLOCS®, **VITA ENAMIC®**, **VITA SUPRINITY® PC**, **VITAVM-9**, **VITAVM-11**, **VITAVM-LC flow**, **VITA AKZENT® PLUS**, **VITA CAD-Temp®**, **VITA YZ® T**, **VITA YZ® HT**, **VITA YZ® ST**, **VITA YZ® XT**

Innovation MediTech GmbH has been certified and the following products bear the CE mark: **CE 0044**

VITA ENAMIC® STAINS

Harvard Dental International GmbH has been certified and the following products bear the CE mark: **CE 0482**

VITA ADIVA® F-CEM, **VITA ADIVA® S-CEM**, **VITA ADIVA® IA-CEM**, **VITA ADIVA® TE-CEM**, **VITA ADIVA® TOOTH-ETCH**, **VITA ADIVA® T-BOND I + II**, **VITA ADIVA® C-PRIME**, **VITA ADIVA® ZR-PRIME**, **VITA ADIVA® M-PRIME**

The products/systems of other manufacturers mentioned in this document are registered trademarks of the respective manufacturers.

VITA Zahnfabrik H. Rauter GmbH & Co. KG
Spitalgasse 3 · D-79713 Bad Säckingen · Germany
Tel. +49(0)7761/562-0 · Fax +49(0)7761/562-299
Hotline: Tel. +49(0)7761/562-222 · Fax +49(0)7761/562-446
www.vita-zahnfabrik.com · info@vita-zahnfabrik.com
 facebook.com/vita.zahnfabrik

VITA